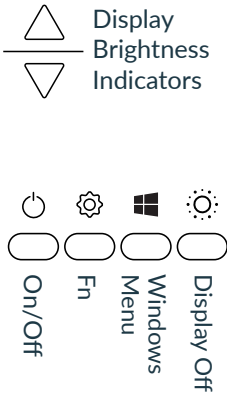


For help, call:



Please observe the following instructions to help ensure a successful recording:



Buttons



Indicators

-  Battery Indicator
-  Power Indicator

Setting up

- Position the Trackit Solo on a sturdy surface, off the ground (e.g. a coffee table).
- Unwrap the power cord and plug it in to a wall outlet.
- Extend the camera pole and ensure the patient is within view of the camera.

Usage

- Ensure the Trackit Solo is plugged into a wall outlet during the night.
- The screen can be turned off by pressing the 'Display' button (4th button on right). Turn the screen back on by pressing this button a second time.
- Screen brightness can be adjusted using the Up and Down buttons on the right of the screen.
- When moving to another room / location, take the Trackit Solo with you in order to stay on video and ensure to plug the Solo into a wall outlet when you are at your new location.

Battery operation

- It is advised that the Solo is plugged into a wall outlet whenever possible.
- The Trackit Solo can operate off battery power to allow movement between locations.
- If the Trackit Solo shuts down due to a low battery, plug the unit into a wall outlet and press the power button. The Trackit Solo will restart and the recording will resume.

Do

- ✓ Always exercise care when operating and handling the Trackit Solo.
- ✓ Take care to avoid entanglement of cables or straps. Entangled cables or straps could result in personal injury or strangulation.
- ✓ Contact the number, provided above, if you experience any problems with the equipment.
- ✓ Take care not to block the fan inlet on the back.

Don't

- ✗ Do not apply excessive pressure to the display screen.
- ✗ Avoid prolonged exposure of the display panel to any strong heat source. Wherever possible, the Trackit Solo should face away from direct light to reduce glare.
- ✗ Do not tamper with the equipment or attempt any modification.
- ✗ Do not use mobile phones in close proximity to the equipment.
- ✗ Do not subject the equipment to heat or moisture. See Environmental operating conditions, below.
- ✗ Do not allow pets or children to interfere with the equipment or the cables.

Notes

The fan runs continuously when the Trackit Solo is switched on or when it's plugged into a wall outlet.

The screen will get warm during use. This is normal.

Environmental operating conditions

Temperature +41°F – +104°F
(+5°C – +40°C)

Humidity 15% – 90%